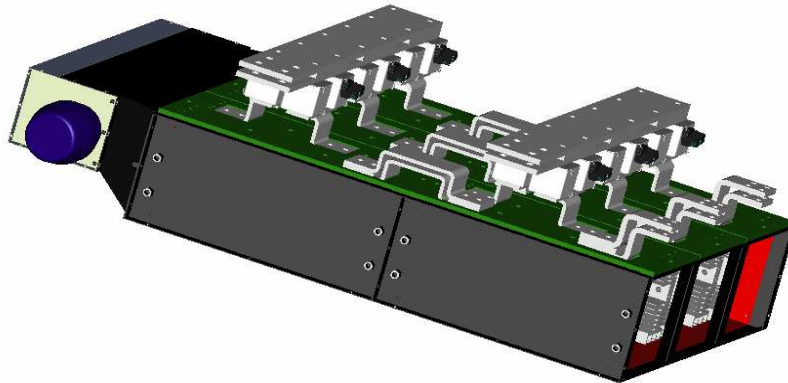


GOG91K48

THREE PHASE AC-DC BRIDGE



Fuse protection
Blown fuse indicators with microswitch
Over temperature switches
Fan loss detection circuit
Snubber for SCR's protections
Extractible stacks for easy field service

LINE VOLTAGE UP TO 1000V
DC OUTPUT CURRENT 4800 A

GOG91K48

Line to line voltage		1000 V
----------------------	--	---------------

Characteristic		Conditions		Value
I _{DC}	DC output current			4800 A
V _{INS} (rms)	Insulation voltage	1 min. (IEC 1461.1)		3000 V

THYRISTOR CHARACTERISTICS

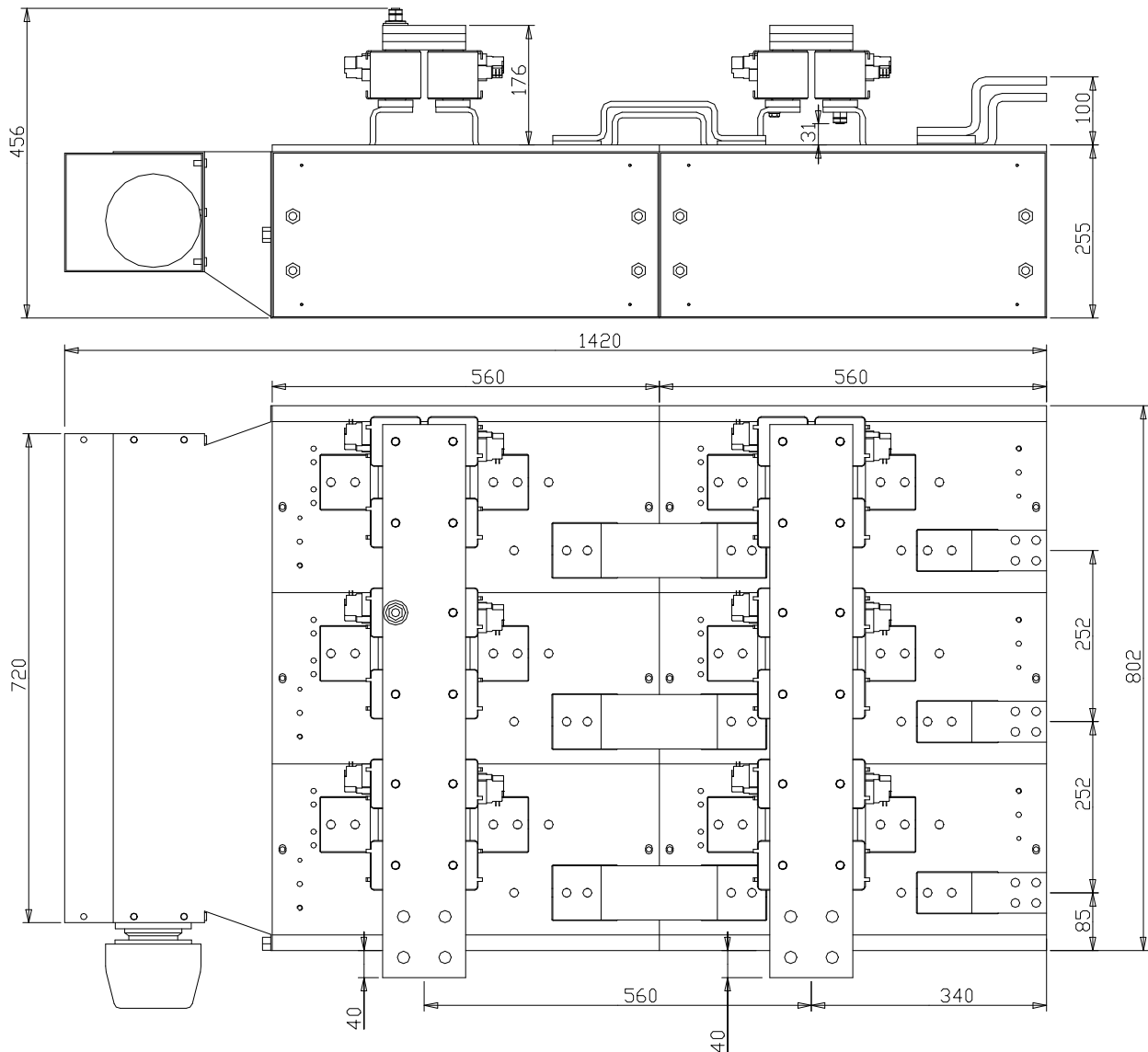
V _{GT}	Gate trigger voltage	T _j = 25 °C, V _D = 5 V		3 V
I _{GT}	Gate trigger current	T _j = 25 °C, V _D = 5 V		400 mA
dV/dt	Critical rate of rise off-state voltage	T _j = 125 °C		1000 V/us
V _{RRM}	Blocking Voltage	T _j = 125 °C		2800 V

FUSE TYPE: 4 x SIBA 2078132.800

V _{NF}	Rated voltage			1250 V
I _{NF}	Rated current			800 A
P _{VF}	Power loss	At rated current		135 W
I ² t	Total I ² t	At 1000 V		1070 kA ² s

MECHANICAL AND THERMAL CHARACTERISTICS

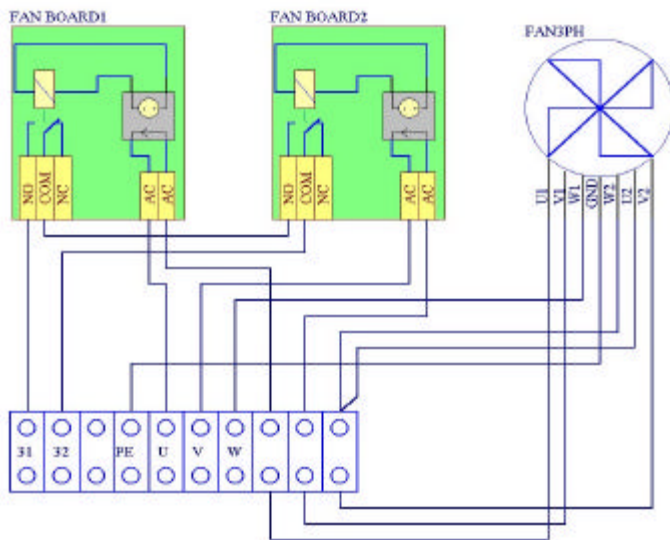
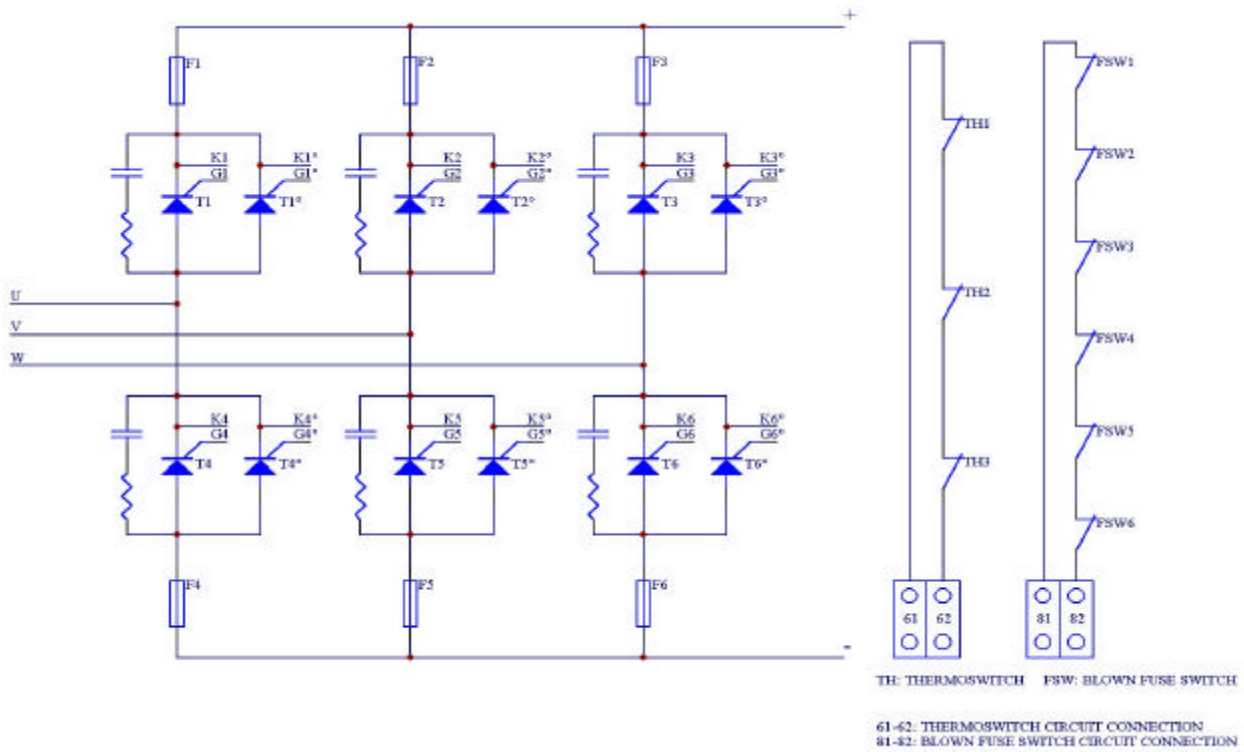
	Width			802 mm
	Depth			495 mm
	Height			1420 mm
	Mass			220 kg
T _{a max}	Max amb. op. Temp.			40 °C
T _{stg}	Storage temperature			-40/60 °C



The part numbering system is reported at the beginning of the Open Assembly section.

Customisations are available on request. Please contact factory.

In the interest of product improvement Green Power Solutions reserves the right to change any specification given in this data sheet without notice.



U-V-W: MAIN SUPPLY
PE: GROUND CONNECTION (GND)
31-32: FAN BOARD CONTACT (CLOSED WHEN FAN RUNNING)

Cooling:

Fan type: three phase cross flow
Number of fans: 1
Voltage: 380 V
Current: 1.4 A
Frequency: 50/60 Hz
Noise: 75 dBA

In the interest of product improvement Green Power Solutions reserves the right to change any specification given in this data sheet without notice.